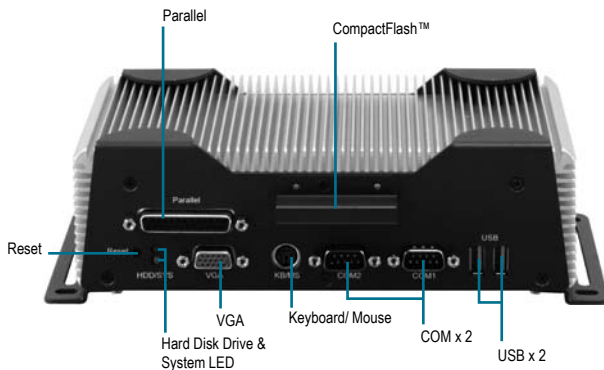
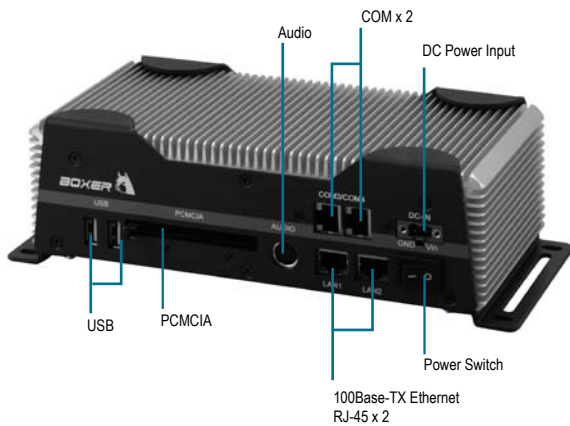


Fanless Embedded Controller With AMD Geode™ LX 800 Processor



Features

- Fanless
- Wide Power Input Range
- COM x 4, USB2.0 x 4, Audio
- PCMCIA x 1
- Ideal For Intelligent Transportation System Application
- 10/100Base-TX Ethernet x 2
- AT Power Function



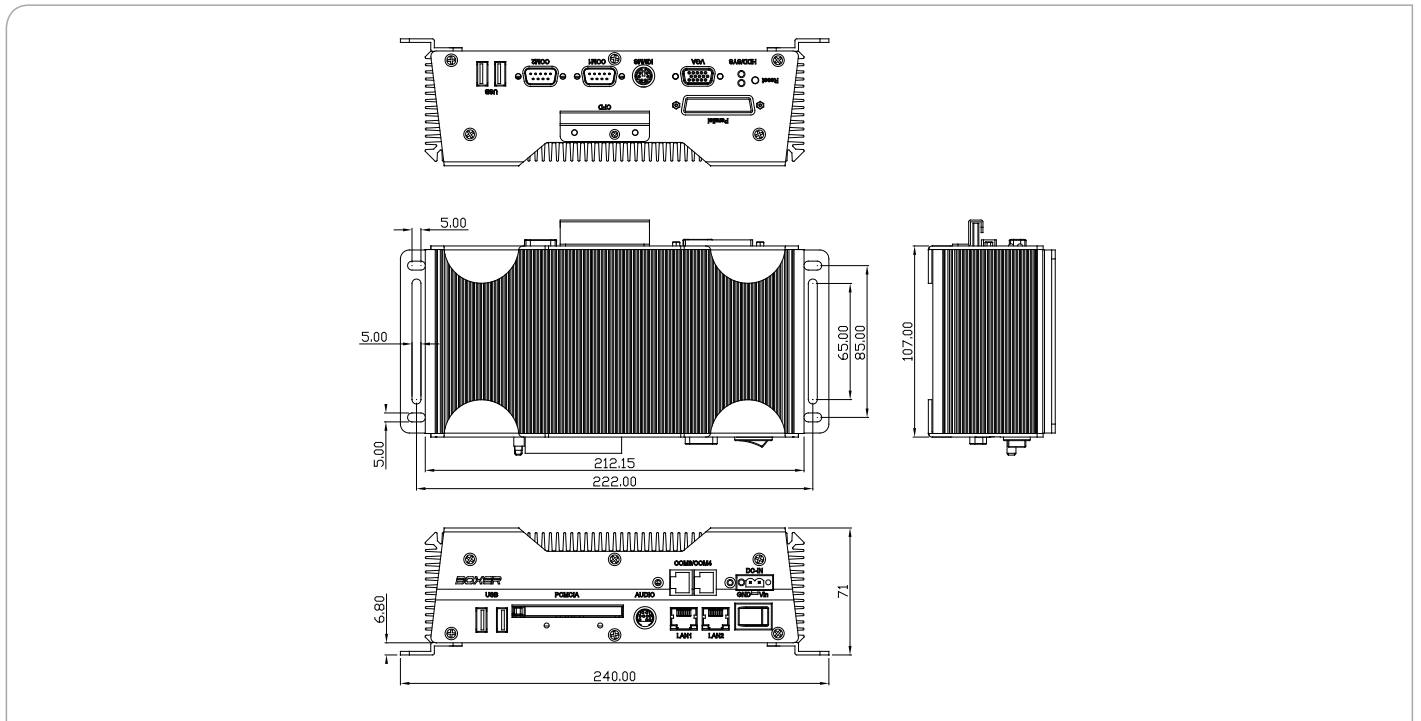
Specifications

System		
Processor	AMD Geode™ LX800 500 MHz Processor	
Memory (Optional)	DDR RAM SODIMM x 1, Max. 512 MB (DDR 400)	
VGA/ Keyboard/ Mouse	VGA x 1, PS/2 Keyboard & Mouse x 1	
Ethernet	10/100Base-TX, RJ-45 x 2	
SSD	Type II CompactFlash™ x 1 (Rev. B)	
Hard Disk Storage	HDD kit (optional)	
COM	COM x 4	
Audio	Audio x 1 (Line-in, Line-out, Mic-in by an expansion cable)	
USB	USB2.0 x 4	
Parallel	YES	
System Control	Power on/ off switch x 1, Reset button x 1	
LED Indicator	Power on x 1, Active LED x 1	
Watchdog Timer	Generates a time-out system reset, setting via software	
Power Supply	1. DC Input	Internal DC-DC Converter (Standard) Input voltage: 9V DC ~ 30V DC
	2. AC Input	External Power Adapter (Optional) Output voltage: 36W (+12V@3A) Input voltage: 100V AC ~ 240V AC @ 50 ~ 60Hz
Power Consumption	AMD Geode™ LX 800 500 MHz, 1.18A@DC 9V	
MTBF (Hours)	60,000	
OS Support	Windows® XP, Windows® XP Embedded, WinCE, Linux	
Mechanical		
Construction	Rugged Aluminum Alloy chassis	
Color	Dark Blue	
Mounting	Wallmount	
Dimension	9.5" (W) x 3.4" (H) x 4.2" (D) (240mm x 86mm x 107mm)	
Carton Dimension	12" (W) x 7.87" (H) x 9.45" (D) (305mm x 200mm x 240mm)	
Net Weight	4.75 lb (2.16 Kg)	
Environmental		
Operating Temperature	5°F ~ 122°F (-15°C ~ 50°C) (CompactFlash™)	
	5°F ~ 122°F (-15°C ~ 50°C) (Hard Disk Drive)	
Storage Temperature	-4°F ~ 158°F (-20°C ~ 70°C) (CompactFlash™)	
Storage Humidity	5~95%@40°C, non-condensing	
Vibration	5g rms/ 5 ~ 500Hz / operation (CompactFlash™)	
	1g rms/ 5~ 500Hz / operation (Hard Disk Drive)	
Shock	50G peak acceleration (11 msec. duration) (CompactFlash™)	
	20G peak acceleration (11 msec. duration) (Hard Disk Drive)	
EMC	CE/ FCC Class A	

AEC-6821

Dimension

Unit: mm



Ordering Information

- **TF-AEC-6821-A1-1010**
Embedded Controller, AMD Geode™ LX 800 500 MHz, Fanless, 1 PCM, DC 9-30V, 512 MB RAM, 4 COM, 4 USB, PRT, VGA, w/SATA
- **TF-AEC-6821-B1-1010**
Embedded Controller, AMD Geode™ LX 800 500 MHz, Fanless, 1 PCM, DC 9-30V, 512 MB RAM, 4 COM, 4 USB, PRT, VGA, w/IDE, CompactFlash™ Disk

Optional Accessories

- **9741681002**
AC Input Adapter Kit, Input: AC90 ~264V, Output: DC 12V/3A
- **1702031802**
Power Cord (US type)
- **1702031803**
Power Cord (European type)
- **170203180E**
Power Cord (Japanese type)